


BOV SECUREKEY

A USER GUIDE TO YOUR SECUREKEY

BOV
Bank of Valletta



Steps to access BOV Internet banking:

1. **Turn on device**
2. Choose **Login**
3. **Enter PIN**
4. Use the **Login code** by writing it in the highlighted area below:

Login to BOV 24x7

enter your BOV User ID i


Enter your authorisation code i



Log in

General Functions:

Turn on or off: Press  for a few seconds.

Make a selection: Press 

To cancel or go back: Press 

Scroll Left or Right: Use  or 

Change language: Go to **Menu > Settings > Language**

Change PIN: Go to **Menu > Settings > Change PIN**

Other information: Go to **Menu > Settings > Info**

Steps to confirm a non-financial transaction:

1. **Turn on**
2. Choose **Signature 1**
3. **Enter PIN**
4. **Enter Code 1** e.g. 555555 as seen on your computer
5. Security code is generated e.g. 999999. Enter it on your computer.

Steps to authorise a financial transaction:

1. **Turn on Device**
2. Choose **Signature 2**
3. **Enter your PIN**
4. **Enter Amount**
5. **Enter Payee Code**
6. A Security Code is generated (e.g 999999) Enter it on your computer

Talk to us today

More information can be found on [bov.com/Faq/bov-mobile-banking](https://www.bov.com/Faq/bov-mobile-banking). You may also contact our customer service centre on **21312020** or send an email to customercare@bov.com.

Issued by Bank of Valletta p.l.c.,
58, Triq San Żakkarija, Il-Belt Valletta VLT 1130 | Sep 19 PRO NO 129

Bank of Valletta p.l.c. is a public limited company regulated by the MFSA and is licensed to carry out the business of banking in terms of the Banking Act (Cap. 371 of the Laws of Malta).