

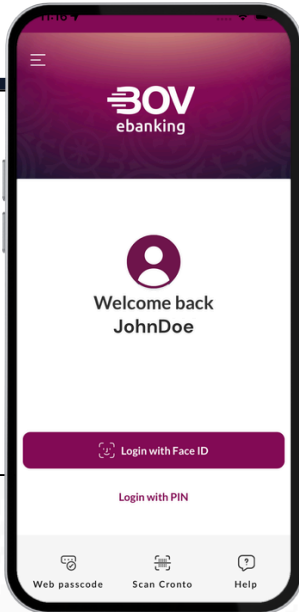
# How to make a Credit Card payment

---

## IMPORTANT INFORMATION

- Same functionalities are found on both BOV's mobile and internet banking platforms.
- BOV will NEVER ask for your card details, PIN, verification codes, or passwords via SMS, phone call, or email with links. DO NOT share these details or click on any links sent to you. BEWARE of urgent requests and always contact the Bank directly if in doubt.

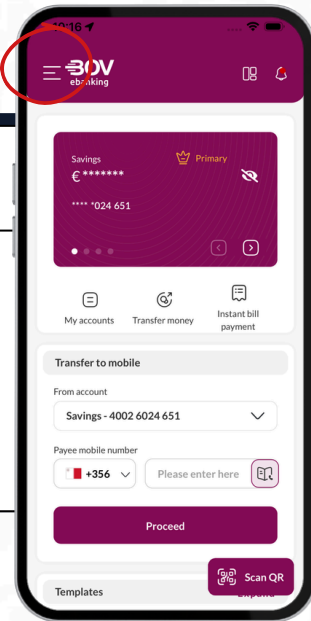
1



Open the BOV ebanking application and log in by using your biometric or PIN (the PIN you created).

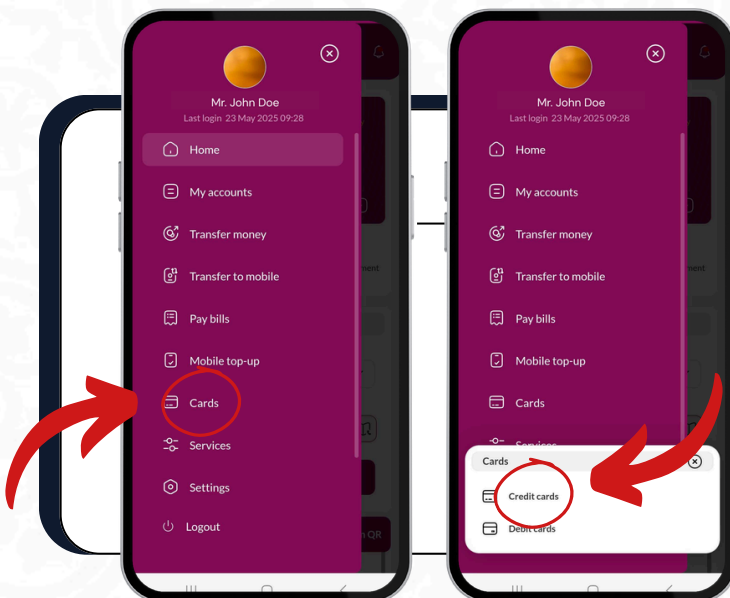
2

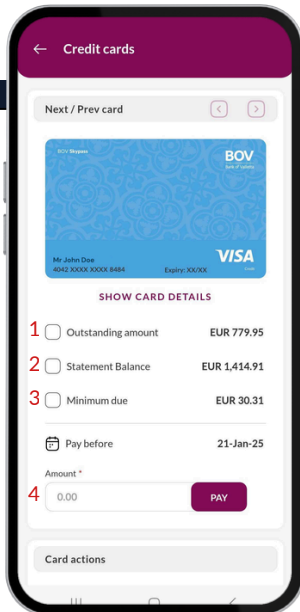
Click on the side-bar menu.



3

Click on 'Cards' and go to 'Credit cards'.





# 4

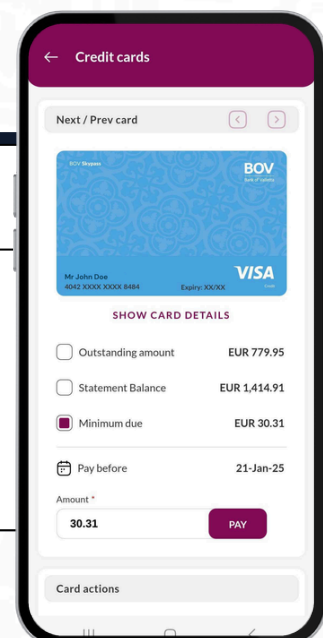
You have 4 options to pay off your credit card.

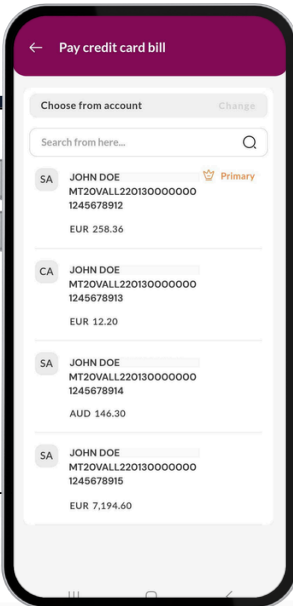
You can:

1. Click on the '**Outstanding amount**' (This is the total amount currently owed on your credit card) and the value will be automatically populated in the '**Amount**' field.
2. Click on the '**Statement balance**' (The amount from your last billing statement, showing what you owed at the end of the cycle.) and the value will be automatically populated in the '**Amount**' field.
3. Click on the '**Minimum due**' (This is the smallest amount you must pay to keep your account in good standing) and the value will be automatically populated in the '**Amount**' field.
4. Input any value in the '**Amount**' field.

# 5

After choosing the amount you would like to pay your credit card off with, click on pay.



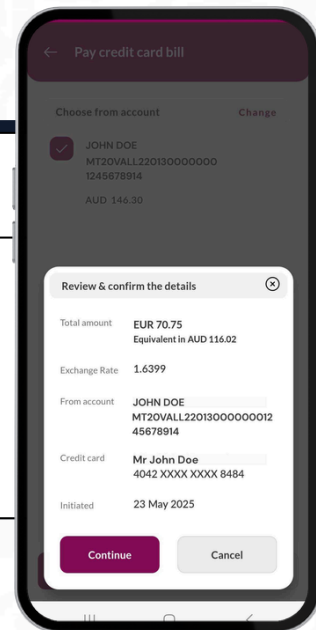


6

Choose the account that you wish to withdraw money from.

7

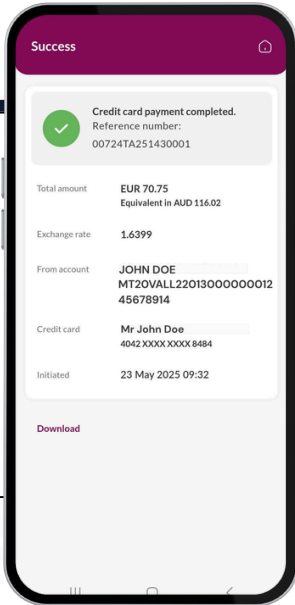
Review and confirm the details.



8

Authenticate the transaction either by biometric or by using your PIN.





9

Your transaction was successful.