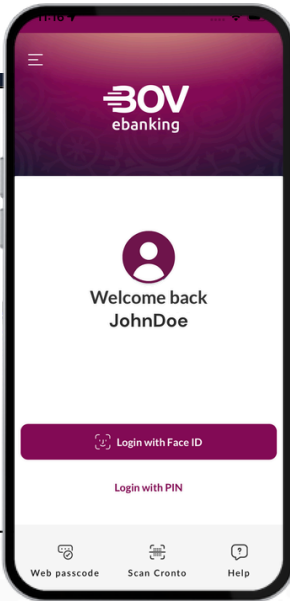


How to make a bill payment

IMPORTANT INFORMATION

- Same functionalities are found on both BOV's mobile and internet banking platforms.
- BOV will NEVER ask for your card details, PIN, verification codes, or passwords via SMS, phone call, or email with links. DO NOT share these details or click on any links sent to you. BEWARE of urgent requests and always contact the Bank directly if in doubt.

1

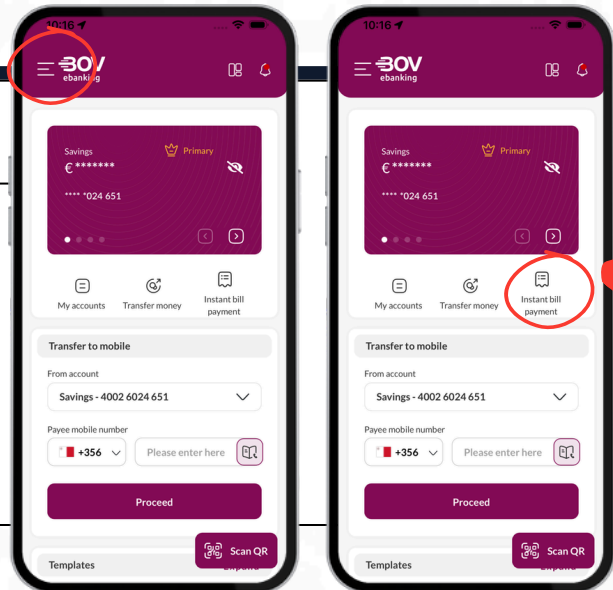


Open the BOV ebanking application and log in by using your biometric or PIN (the PIN you created).

2

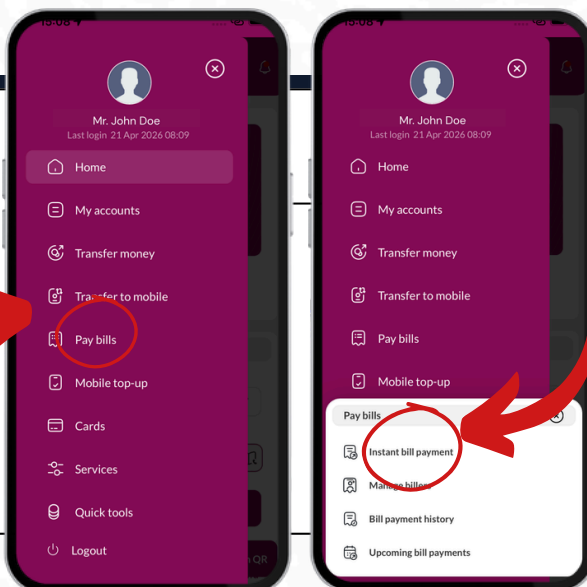
Click on the side-bar menu or else you can use the shortcut found in your dashboard.

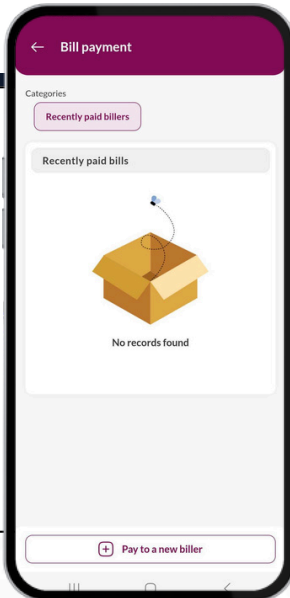
If you use the shortcut, you can skip to Step 4.



3

Go to 'Pay bills' and click on 'Instant bill payment'.





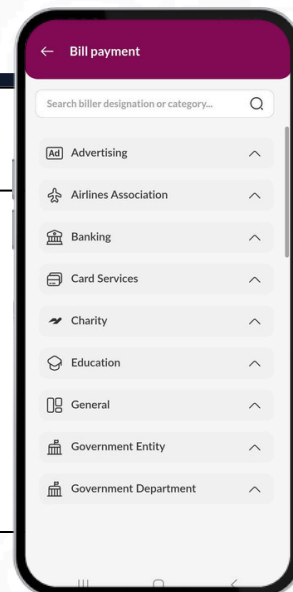
4

You can choose to pay a Recently paid biller or make a bill payment to a new biller.

Click on '**Pay to a new biller**' to make a new bill payment.

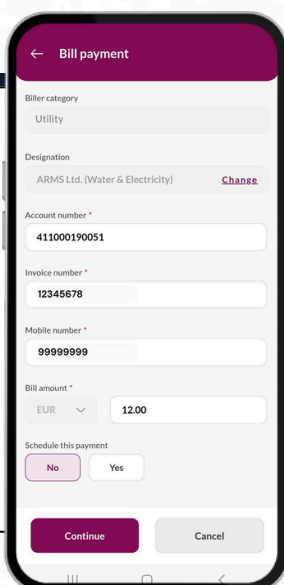
5

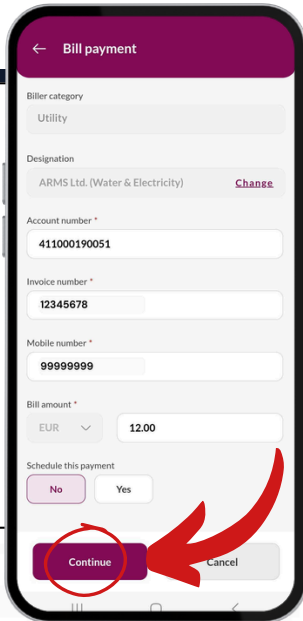
Find the biller you require from Biller category or use the search function.



6

Input all the required details in the fields.





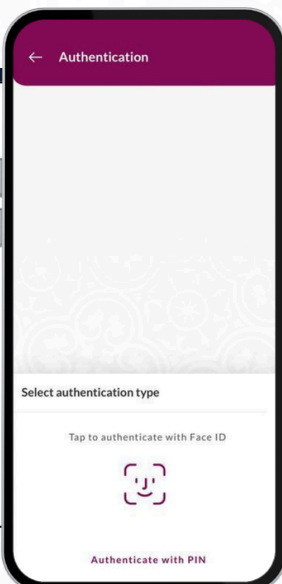
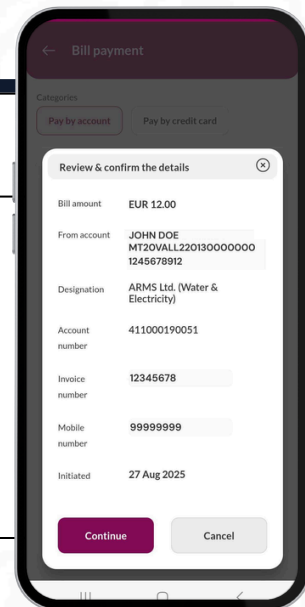
7

Click on **'Continue'**.

8

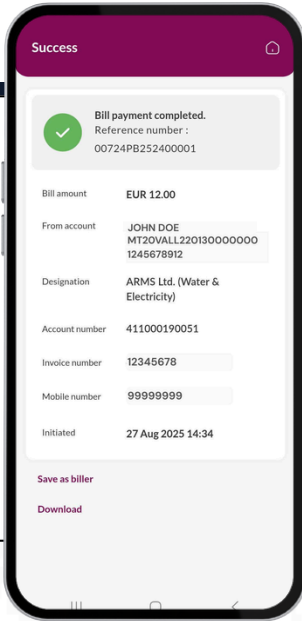
Review and confirm the details of the transaction.

Click on **'Continue'** to proceed or **'Cancel'** to go back.



9

Authenticate the transaction.



10

Your transaction was successful.