

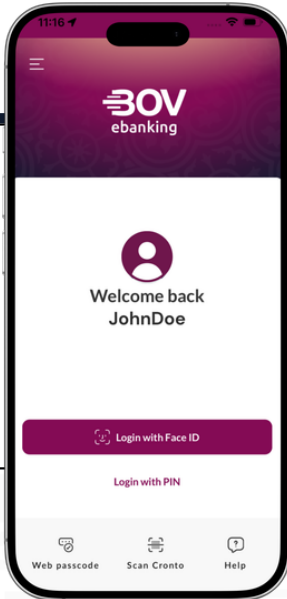


# How to log in to the BOV ebanking app

---

## IMPORTANT INFORMATION

- Self-registration needs to be completed in order to log in to the app.
- If you forget your PIN, you can go to Help → Forgot PIN to start the process to change your PIN.
- BOV will NEVER ask for your card details, PIN, verification codes, or passwords via SMS, phone call, or email with links. DO NOT share these details or click on any links sent to you. BEWARE of urgent requests and always contact the Bank directly if in doubt.



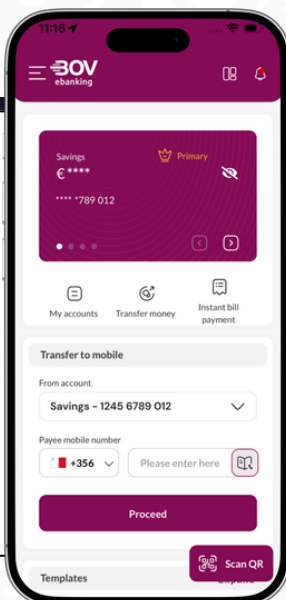
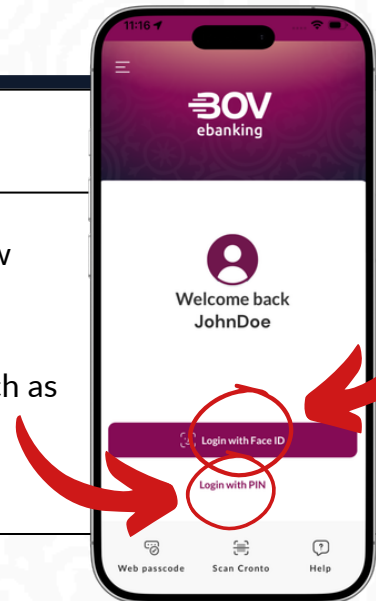
1

Open the BOV ebanking application

2

If your phone only supports a PIN and does not allow biometrics, select "Login with PIN".

If your phone supports biometric authentication (such as face ID), you may select "Login with face ID".



3

You are now logged in to the BOV ebanking app.